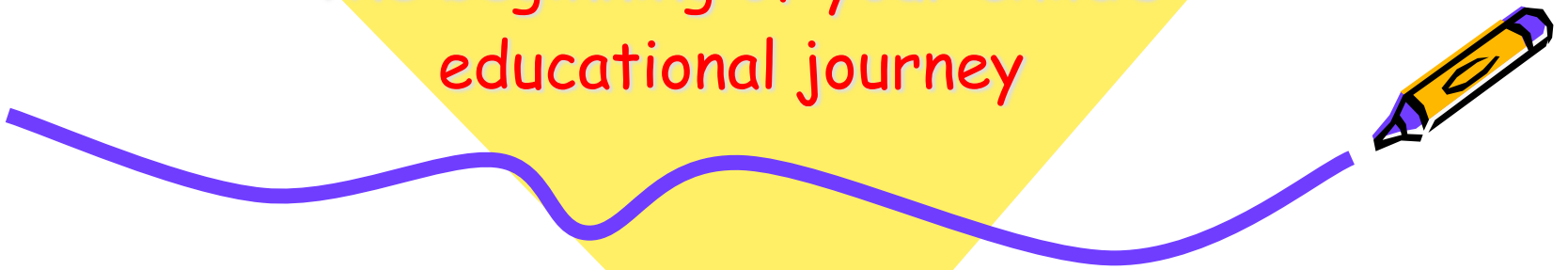




Welcome to Kindergarten!


The beginning of your child's
educational journey





Kindergarten Readiness Video


<https://education.mn.gov/MDE/VideoNew/?group=Communications&id=MDE031>





Our Kindergarten Mission

- To nurture, support, and encourage every child to succeed regardless of their social, emotional, and developmental level.
- Families, teachers, & the school work together to ensure the success of all children!



Preparing Your Child for Kindergarten

Kindergarten has changed since we were in school. The following is intended to help prepare your child in a variety of developmental areas to make the transition into kindergarten as smooth as possible. **Believe it or not, just 15-20 minutes of playing and learning with your child can make a world of difference!**



Social/Emotional Development


- o Play board games to practice taking turns.
- o Set up several play dates with friends of various ages.
- o Allow your child to stay with other trusted adults for a few hours at a time prior to kindergarten (especially if your child has rarely been in the care of someone other than mom and dad).
- o Tell your child you expect her to clean up after play.
- o Encourage your child to persist in tasks when encountering a problem. When your child cannot find a solution on his own, encourage him to calmly ask for help.




Language Development

- o Verbally give your child specific one-step and two-step directions and encourage him to follow through.
- o Read to your child for at least 10 minutes each day.
- o While reading, point out how to hold a book and we read the words and look at the pictures (left to right).
- o After reading, ask your child what happened in the beginning, middle, and end of the story.
- o Give your child plenty of opportunities to draw on blank paper.
- o Practice the uppercase and lowercase letters and, most importantly, the sounds each letter makes through play and games. Need some ideas? Go here:

www.icanteachmychild.com/alphabet



Cognitive Development



- o Have your child help you sort items according to color, size, and shape (laundry, blocks, silverware, toys, and other household items work well).
- o Teach your child to make various patterns (red, blue, red, blue). Garage sale dot stickers or craft pom-poms are great for this purpose.
- o Practice counting aloud while driving in the car.
- o Practice numbers 1-10. Need some suggestions on how to do this: Go here: www.icanteachmychild.com/numbers
- o Count objects in your home. Have your child point to each object as she counts.
- o Go on a shape hunt. Point out circles, triangles, squares, and rectangles to your child while you are taking or walk or grocery shopping.
- o Talk about positional and directional concepts like up/down, over/under, in/out, behind/in front of, top/bottom, beside/between, off/on, stop/go.



Creative Arts

- o Always encourage pretend play...join your child in his fantasy world.
- o Teach your child to recognize the following colors: red, orange, yellow, green, blue, purple, black, white, brown, and pink. For help, go to: www.icanteachmychild.com/colors
- o Use a variety of materials to let your child paint, draw and explore!
- o Encourage your child to use play-doh, practice stringing beads, cut with child scissors and color.



The READY Child Equation



- Recite the alphabet
- Write his/her first name (first letter uppercase and the rest lowercase)
- Name many upper and lowercase letters
- Count by 1s
- Follow multi-step directions
- Listen to a story and answer questions about it
- Share and take turns
- Use bathroom independently
- Take care of personal belongings




Exceptions to the Rule

- Not ALL children develop at the same rate.
- Some may flourish in some areas, but not in others.
- The gift of time is extremely invaluable.



A "Typical" Kindergarten Day Includes

- Opening
- Language Arts
- Math
- Lunch/recess
- Music & Movement
- Centers
- Play
- Snack
- Quiet time
- Story time
- Science/Social
- Specialists
 - Music
 - Library
 - Phy. Ed
 - Art




Children arrive and meet on the playground.

- Children are supervised by adult para-professionals starting at 7:45 a.m.
- School bell rings at 8:10 and students walk to their classrooms.



Lunch time!

- Students may purchase hot lunch or bring their own lunch from home.
- A 20 minute lunch time is supervised by a para.
 - Students have their own account and number. Parents may deposit money into their lunch account online or by sending payment as needed.
 - You may check your account status online through the parent portal on our school website at www.esko.k12.mn.us




Recess!

- Students have a 20 minute supervised outdoor recess - weather permitting.
- Please dress your child accordingly to our varying weather.



At the end of a busy day . . .



After School Options:

- Bus
- Parent pick-up by the playground
- Cool Kids

If there is a change in your child's transportation home, it is school policy to send your child with a note and call Julie Pelletier in the elementary office.



Mark Your Calendars:

Summer Kinder Camp

August 17-19

Time: 8:30-11:00 a.m.

Transportation is not provided
You may bring your child's school
supplies at this time.

September Kindergarten Conference

Incoming kindergarten students and
their parent(s) will attend a 20
minute scheduled conference during
the day on Sept. 8th or 9th.

Students first day of kindergarten
will be on September 10th.



5 is a Magical Age

Children only have one chance in a lifetime to be 5!

We are excited to create memories because we believe in what we do!

